

# Guang Her Cheng Electronics Industrial Co., Ltd.

No. 47-3, Chung Cheng Rd., Tahu Village, Tahuhsiang, Miaolihsien, Taiwan.

[Tel:+886-37991847](tel:+886-37991847) Fax:+886 37 991845 [www.shonceche.com](http://www.shonceche.com)

Email:ghc.sc@msa.hient.net

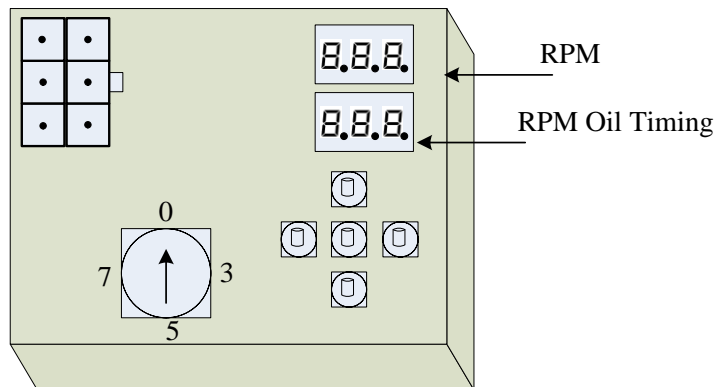
## PORGRAMMABLE OIL TIMING

### PX-57

Model:PX-57

#### Specifications:

1. Fits revolution speed: 500~16000rpm
2. Applied voltage :9-16
3. Operation Temperature :-20°C ~+40°C
4. 0-9 RPM Rewind Oil Timing Adjustable



<STEP—- Set up memory section P1,P2>.

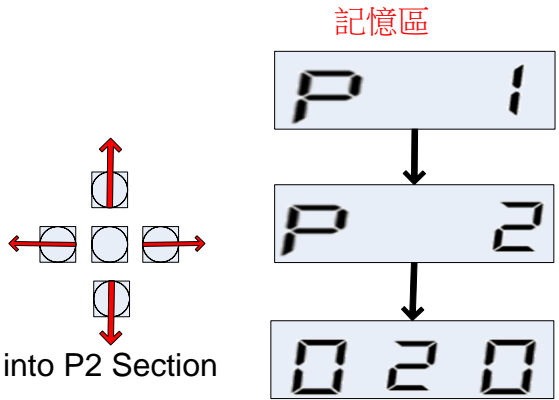
Oil timing can be set in two memory area P1 and P2 (namely 2 oil timing group)

User can enter any of the two oil timing area to adjust and select based on need.

Instructions: Press the switch straight it enter the memory area, switch right or left goes to P1/P2 area.

After set up the memory area then press straight goes to set up area.

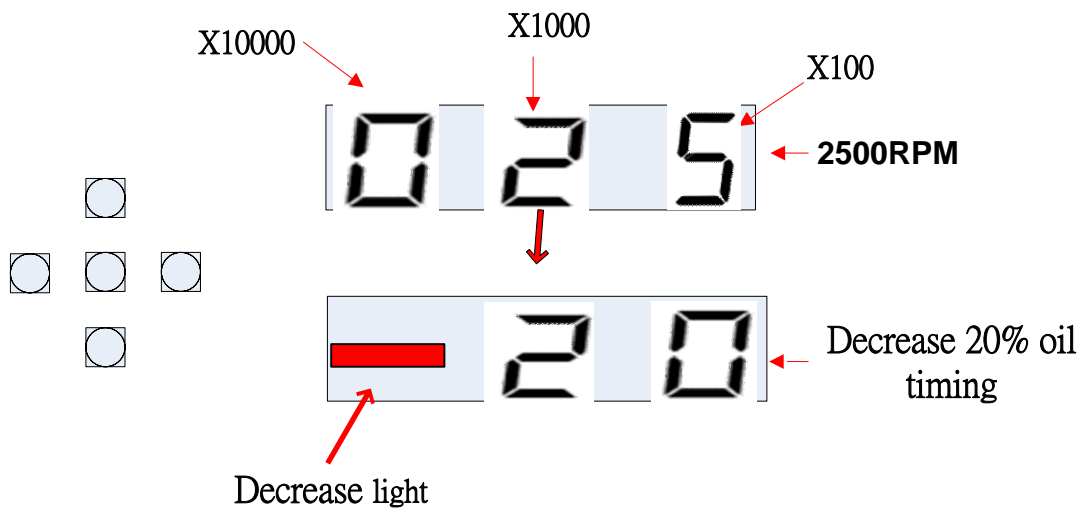
(1)



Press right hand button, Press straight into P2 Section

<Step2 –Set up RPM’S Oil timing increase and reduce timing >.

The first digital is ” (RPM) ” unit is five hundred. The minimum setting is 500RPM and the maximum setting is 15000RPM switch right or left to adjust speed. User can switch up and down to increase and decrease the delay timing, the (-) dot light on means user in the decrease setting.



<step3-SAVE>.

When you press once “0” to “d” and start the motorcycle it save

# A. 線路圖

